



Internal Quality Assurance Cell
Konkan Unnati Mitra Mandal's
Vasantrao Naik College of Arts, Commerce
AND
Barrister A.R.Antulay Science College
Mhasala, 402105-Raigad

**STUDENTS
SATISFACTION
SURVEY REPORT
2023-2024**



Prepared by

Prof. Shirish Samel

Convener of Students Satisfaction Survey Report

Objective:

Students Satisfaction Survey (SSS) was conducted among the students of the college. The questionnaire has been framed based on NAAC guidelines. The objective of SSS was to measure the student's level of satisfaction on their experiences with VasanttraoNaik College of Arts,Commerce & Barrister A.R.Antulay Science College covering the teaching learning process in the areas as shown below:

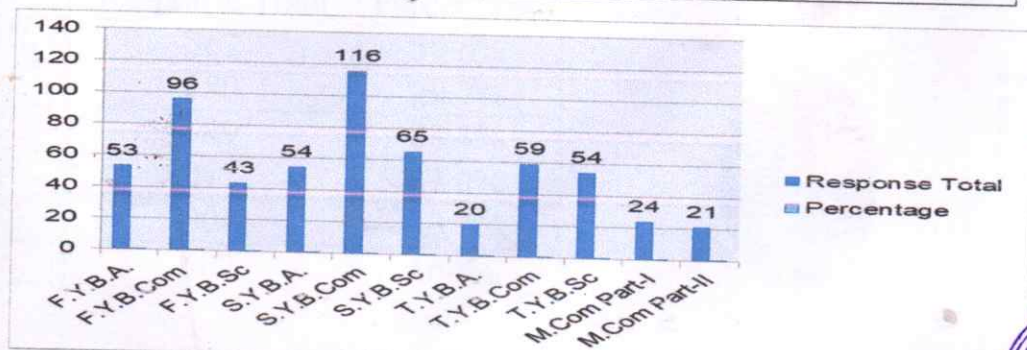
- Teaching-Learning Process
- Effectiveness of Communication
- Teaching-learning Resources
- Counselling Experience of Students
- Assessment Methods

Survey Methodology

VasanttraoNaik College of Arts,Commerce & Barrister A.R.Antulay Science College conducted Student Satisfaction Survey in April 2024 for the academic session 2023-2024. The survey covered all active students where they are required to complete the Student Satisfaction Survey form online. SSS was designed as per the guidelines given by NAAC. The survey responses from 607 students were electronically tabulated for analysis and for continual improvement to processes and systems.

CLASS WISE CLASSIFICATION

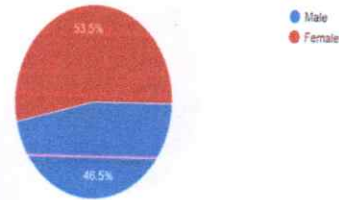
Class	Response Total	Percentage
F.Y.B.A.	053	08.7%
F.Y.B.Com	096	15.8%
F.Y.B.Sc	043	07.1%
S.Y.B.A.	054	08.9%
S.Y.B.Com	116	19.1%
S.Y.B.Sc	065	10.7%
T.Y.B.A.	020	03.3%
T.Y.B.Com	059	09.7%
T.Y.B.Sc	054	08.7%
M.Com Part-I	024	04.3%
M.Com Part-II	021	03.5%
TOTAL	607	100%



GENDER WISE CLASSIFICATIONS

GENDER		
Response	Response Total	Percentage
MALE	325	53.5%
FEMALE	282	46.5%
TOTAL	607	100%

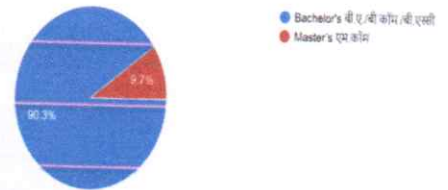
Gender
607 responses



What degree program are you pursuing now? तुम्ही सध्या कोणती डिग्री प्राप्त करीत आहात

Degree Program		
Response	Response Total	Percentage
Bachelor	548	90.3%
Master	059	09.7%
TOTAL	607	100%

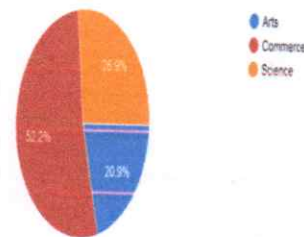
What degree program are you pursuing now? तुम्ही सध्या कोणती डिग्री प्राप्त करीत आहात
607 responses



WHAT SUBJECT AREA ARE YOU CURRENTLY PURSUING? तुम्ही कोणत्या शाखेत शिक्षण घेत आहात

Subject Area		
Response	Response Total	Percentage
Arts	127	26.9%
Commerce	317	52.2%
Science	163	26.9%
TOTAL	607	100%

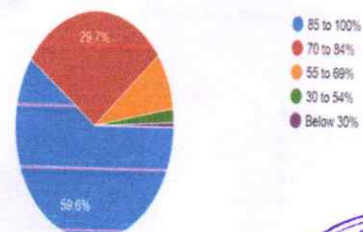
What subject area are you currently pursuing? तुम्ही कोणत्या शाखेत शिक्षण घेत आहात
607 responses



1. HOW MUCH OF THE SYLLABUS WAS COVERED IN THE CLASS? या वर्षात वर्गात किती टक्के अभ्यासक्रम पूर्ण झाला?

Syllabus Covered		
Response	Response Total	Percentage
85. to 100%	362	59.6%
70 to 84 %	180	29.7%
55 to 69%	049	08.1%
30 to 54%	012	02.0%
Below 30%	004	00.7%
TOTAL	607	100%

1. How much of the syllabus was covered in the class? या वर्षात वर्गात किती टक्के अभ्यासक्रम पूर्ण झाला?
607 responses

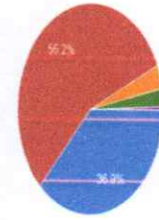


2.HOW WELL DID THE TEACHERS PREPARE FOR THE CLASSES?

सर्व विषयाचे शिक्षक वर्गात कशी तयारी करून घेतात?

Teachers Prepare the Classes		
Response	Response Total	Percentage
Thoroughly	224	36.9%
Satisfactorily	341	56.2%
Poorly	022	03.8%
Indifferently	017	02.08%
Won't teach at all	003	00.05%
TOTAL	607	100%

2.How well did the teachers prepare for the classes? सर्व विषयाचे शिक्षक वर्गात कशी तयारी करून घेतात?
607 responses



- Thoroughly सक्षीत
- Satisfactorily समाधानकारक
- Poorly कमी
- Indifferently तटस्थ
- Won't teach at all शिक्षक नाहीत

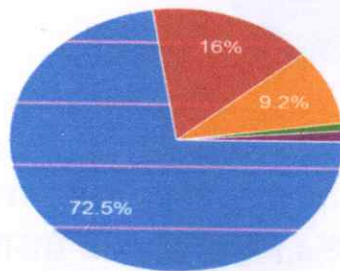
3.HOW WELL WERE THE TEACHERS ABLE TO COMMUNICATE?

सर्व विषयाचे शिक्षक वर्गात संवाद साधण्यात किती प्रभावी आहेत?

Response	Response Total	Percentage
Always effective	440	72.5%
Sometimes effective	097	16.00%
Just satisfactorily	056	09.2%
Generally ineffective	006	01.00%
Very poor communication	008	1.3%
TOTAL	607	100%

3.How well were the teachers able to communicate? सर्व विषयाचे शिक्षक वर्गात संवाद साधण्यात किती प्रभावी आहेत?

607 responses



- Always effective कायम प्रभावी
- Sometimes effective काहीवेळेस प्रभावी
- Just satisfactorily फक्त समाधानकारक
- Generally ineffective सामान्यतः अ-प्रभावी
- Very poor communication अत्यंत वाईट संवाद

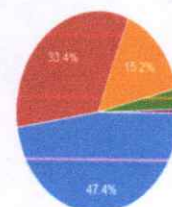
4.THE TEACHER'S APPROACH TO TEACHING CAN BEST BE DESCRIBED AS

सर्व विषय शिक्षकांचा शिकवण्याकडे पाहण्याच्या दृष्टिकोनाचे योग्य वर्णन

Response	Response Total	Percentage
Excellent	288	47.4%
Very Good	203	33.4%
Good	092	15.2%
Fair	020	03.3%
Poor	004	00.7%
TOTAL	607	100%

4.The teacher's approach to teaching can best be described as सर्व विषय शिक्षकांचा शिकवण्याकडे पाहण्याच्या दृष्टिकोनाचे योग्य वर्णन

607 responses



- Excellent उत्तम
- Very Good खरेच बरेच
- Good चांगले
- Fair बरे
- Poor वाईट

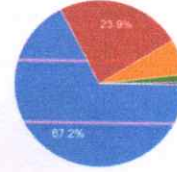


5. Fairness of the internal evaluation process by the teachers.

सर्व विषय शिक्षकांची अंतर्गत मूल्यमापन पद्धती कशी आहे?

Response	Response Total	Percentage
Always fair	408	67.2%
Usually fair	145	23.9%
Sometimes unfair	042	06.9%
Usually unfair	009	01.5%
Unfair	003	00.05%
TOTAL	607	100%

5. Fairness of the internal evaluation process by the teachers. सर्व विषय शिक्षकांची अंतर्गत मूल्यमापन पद्धती कशी आहे?
607 responses



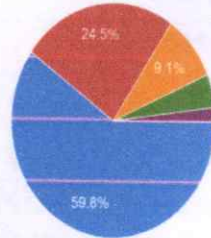
● Always fair कायम योग्य
● Usually fair सहसा योग्य
● Sometimes unfair काहीवेळेस अयोग्य
● Usually unfair सहसा अयोग्य
● Unfair अयोग्य

6. WAS YOUR PERFORMANCE IN ASSIGNMENTS DISCUSSED WITH YOU?

तुम्हाला मिळालेल्या गुणाच्या शिक्षक तुमच्या बरोबर चर्चा करतात का ?

Response	Response Total	Percentage
Every time	363	59.8%
Usually	149	24.5%
Occasionally/Sometimes	055	09.1%
Rarely	028	04.6%
Never	012	02.0%
TOTAL	607	100%

6. Was your performance in assignments discussed with you? तुम्हाला मिळालेल्या गुणाच्या शिक्षक तुमच्या बरोबर चर्चा करतात का
607 responses



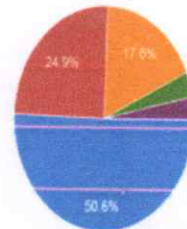
● Every time नेहमी
● Usually सहसा
● Occasionally/Sometimes काही वेळेस
● Rarely क्वचित
● Never कधीही नाही

7. THE INSTITUTE TAKES ACTIVE INTEREST IN PROMOTING INTERNSHIP, STUDENT EXCHANGE, FIELD VISIT OPPORTUNITIES FOR STUDENTS.

तुमचे महाविद्यालय बाह्य-प्रशिक्षण, क्षेत्र भेट, सहल यांना प्रोत्साहन देते का?

Response	Response Total	Percentage
Regularly	307	50.6%
Often	151	24.9%
Sometimes	107	17.6%
Rarely	022	03.6%
Never	020	03.3%
TOTAL	607	100%

7. The institute takes active interest in promoting internship, student exchange, field visit opportunities for students. तुमचे महाविद्यालय बाह्य-प्रशिक्षण, क्षेत्र भेट, सहल यांना प्रोत्साहन देते का?
607 responses



● Regularly नेहमी
● Often बऱ्याचदा
● Sometimes काही वेळेस
● Rarely क्वचित
● Never कधीही नाही

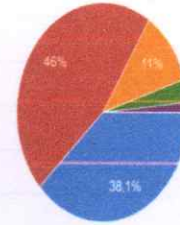


8.THE TEACHING AND MENTORING PROCESS IN YOUR INSTITUTION FACILITATES YOU IN COGNITIVE, SOCIAL AND EMOTIONAL GROWTH.

आपल्या महाविद्यालयातील शिक्षण आणि समुपदेशन प्रक्रिया तुम्हाला सामाजिक व भावनात्मक मदत करतात का?

Response	Response Total	Percentage
Significantly	210	21.2%
Very well	311	47.6%
Moderately	087	13.3%
Marginally	033	5.1%
Not at all	012	1.8%
TOTAL	607	100%

8.The teaching and mentoring process in your institution facilitates you in cognitive, social and emotional growth. आपल्या महाविद्यालयातील शिक्षण आणि...क्रिया तुम्हाला सामाजिक व भावनात्मक मदत करतात का? 607 responses

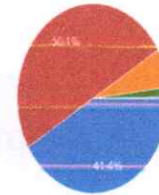


- Significantly मोठ्या प्रमाणात
- Very well उत्तम
- Moderately साधारण
- Marginally काही प्रमाणात
- Not at all अविद्यत नाही

9.THE INSTITUTION PROVIDES MULTIPLE OPPORTUNITIES TO LEARN AND GROW. संस्था विद्यार्थ्यांना शिकण्याच्या आणि वाढीच्या विविध संधी उपलब्ध करून देते?

Response	Response Total	Percentage
Strongly Agree	251	41.4%
Agree	304	50.1%
Neutral	040	06.6%
Disagree	010	1.6%
Strongly Disagree	002	0.3%
TOTAL	607	100%

9.The institution provides multiple opportunities to learn and grow. संस्था विद्यार्थ्यांना शिकण्याच्या आणि वाढीच्या विविध संधी उपलब्ध करून देते? 607 responses



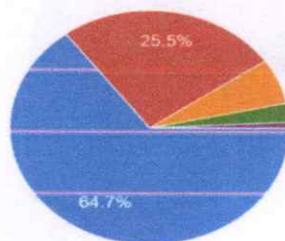
- Strongly Agree संपूर्ण मान्य आहे
- Agree मान्य आहे
- Neutral सांगता येत नाही
- Disagree मान्य नाही
- Strongly Disagree संपूर्ण अमान्य आहे

10.TEACHERS INFORM YOU ABOUT YOUR EXPECTED COMPETENCIES, COURSE OUTCOMES AND PROGRAMME OUTCOMES.

शिक्षक तुम्हाला शिकत असलेल्या अभ्यासक्रमातून प्राप्त करायच्या कौशल्य आणि आशयाची माहिती देतात.

Response	Response Total	Percentage
Every time	393	64.7%
Usually	155	25.5%
Occasionally/Sometimes	038	06.3%
Rarely	016	02.6%
Never	005	00.8%
TOTAL	607	100%

10.Teachers inform you about your expected competencies, course outcomes and programme outcomes. शिक्षक तुम्हाला शिकत असलेल्या अभ्यासक्रमातून प्राप्त करायच्या कौशल्य आणि आशयाची माहिती देतात. 607 responses



- Every time नेहमी
- Usually सहसा
- Occasionally/Sometimes काही वेळेस
- Rarely क्वचित
- Never कधीही नाही

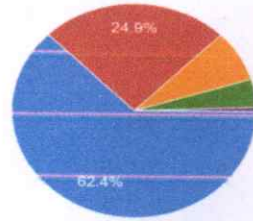


11. YOUR MENTOR DOES A NECESSARY FOLLOW-UP WITH AN ASSIGNED TASK TO YOU. आपले मार्गदर्शक शिक्षक दिलेल्या कामाचा आवश्यक आढावा घेतात.

Response	Response Total	Percentage
Every time	379	62.4%
Usually	151	24.9%
Occasionally/Sometimes	047	07.7%
Rarely	026	04.3%
I don't have a mentor	004	00.7%
TOTAL	607	100%

11. Your mentor does a necessary follow-up with an assigned task to you. आपले मार्गदर्शक शिक्षक दिलेल्या कामाचा आवश्यक आढावा घेतात.

607 responses



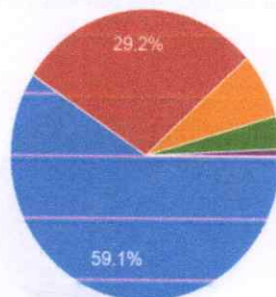
- Every time नेहमी
- Usually सहसा
- Occasionally/Sometimes काही वेळेस
- Rarely क्वचित
- I don't have a mentor मला मार्गदर्शक शिक्षक नाहीत.

12. THE TEACHERS ILLUSTRATE THE CONCEPTS THROUGH EXAMPLES AND APPLICATIONS. शिक्षक उदाहरणे आणि उपयोजन यांच्या सहाय्याने संकल्पना स्पष्ट करतात.

Response	Response Total	Percentage
Every time	359	59.1%
Usually	177	29.2%
Occasionally/Sometimes	044	07.2%
Rarely	022	03.6%
Never	005	0.8%
TOTAL	607	100%

12. The teachers illustrate the concepts through examples and applications. शिक्षक उदाहरणे आणि उपयोजन यांच्या सहाय्याने संकल्पना स्पष्ट करतात.

607 responses



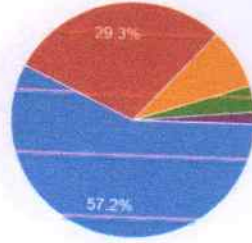
- Every time नेहमी
- Usually सहसा
- Occasionally/Sometimes काही वेळेस
- Rarely क्वचित
- Never कधीही नाही



13. THE TEACHERS IDENTIFY YOUR STRENGTHS AND ENCOURAGE YOU WITH PROVIDING RIGHT LEVEL OF CHALLENGES. शिक्षक तुमच्या क्षमता ओळखतात आणि योग्य आव्हाने समोर ठेवतात.

Response	Response Total	Percentage
Fully	347	57.2%
Reasonably	178	29.3%
Partially	050	08.2%
Slightly	022	03.6%
Unable to	010	01.6%
TOTAL	607	100%

13. The teachers identify your strengths and encourage you with providing right level of challenges. शिक्षक तुमच्या क्षमता ओळखतात आणि योग्य आव्हाने समोर ठेवतात.
607 responses

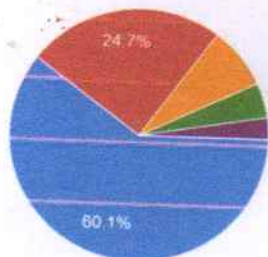


- Fully पूर्णपणे
- Reasonably बऱ्यापैकी
- Partially काही प्रमाणात
- Slightly किंचित
- Unable to शकत नाही

14. TEACHERS ARE ABLE TO IDENTIFY YOUR WEAKNESSES AND HELP YOU TO OVERCOME THEM. शिक्षक तुमच्या मर्यादा ओळखतात आणि त्यावर मात करण्यासाठी मदत करतात

Response	Response Total	Percentage
Every time	365	60.1%
Usually	150	24.7%
Occasionally/Sometimes	048	07.9%
Rarely	027	04.4%
Never	017	02.2%
TOTAL	607	100%

14. Teachers are able to identify your weaknesses and help you to overcome them. शिक्षक तुमच्या मर्यादा ओळखतात आणि त्यावर मात करण्यासाठी मदत करतात.
607 responses



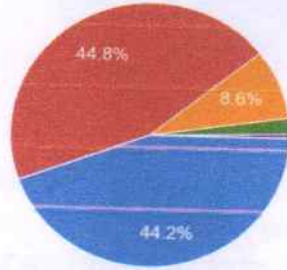
- Every time नेहमी
- Usually सहसा
- Occasionally/Sometimes काही वेळेस
- Rarely क्वचित
- Never कधीही नाही



15. THE INSTITUTION MAKES EFFORT TO ENGAGE STUDENTS IN THE MONITORING, REVIEW AND CONTINUOUS QUALITY IMPROVEMENT OF THE TEACHING LEARNING PROCESS. शिकणे आणि शिकवणे या प्रक्रियांचे निरीक्षण, आढावा आणि सातत्यपूर्ण दर्जा सुधारण्यामध्ये विद्यार्थ्यांना सहभागी करून घेतले जाते.

Response	Response Total	Percentage
Strongly Agree	268	44.2%
Agree	272	44.8%
Neutral	052	08.6%
Disagree	012	02.0%
Strongly Disagree	003	0.5%
TOTAL	607	100%

15. The institution makes effort to engage students in the monitoring, review and continuous quality improvement of the teaching learning process. शिकणे आ...ुधारण्यामध्ये विद्यार्थ्यांना सहभागी करून घेतले जाते.
607 responses

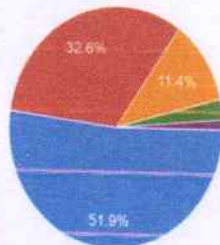


- Strongly Agree संपूर्ण मान्य
- Agree मान्य
- Neutral सांगता येत
- Disagree अमान्य
- Strongly Disagree संपूर्ण अमान्य

16. THE INSTITUTE/ TEACHERS USE STUDENT CENTRIC METHODS, SUCH AS EXPERIENTIAL LEARNING, PARTICIPATIVE LEARNING AND PROBLEM SOLVING METHODOLOGIES FOR ENHANCING LEARNING EXPERIENCES. महाविद्यालय / शिक्षक शैक्षणिक अनुभव सुधारण्यासाठी अनुभवजन्यशिक्षण, सहभागी शिक्षण, समस्या परिहार अशा विद्यार्थी केंद्रित पद्धतींचा वापर करतात.

Response	Response Total	Percentage
To a great extent	315	51.9%
Moderate	198	32.6%
Somewhat	069	11.4%
Very little	017	02.8%
Not at all	008	01.03%
TOTAL	607	100%

16. The institute/ teachers use student centric methods, such as experiential learning, participative learning and problem solving methodologies for enhanci...परिहार अशा विद्यार्थी केंद्रित पद्धतींचा वापर करतात.
607 responses



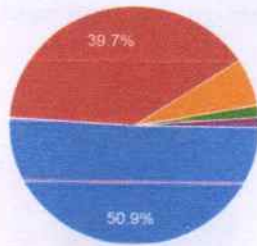
- To a great extent मोठ्या प्रमाणावर
- Moderate मध्यम प्रमाणात
- Somewhat काही प्रमात
- Very little अगदी कमी
- Not at all अविनात नाही



17. TEACHERS ENCOURAGE YOU TO PARTICIPATE IN EXTRACURRICULAR ACTIVITIES. शिक्षक तुम्हाला भ्यासाव्यतिरिक्त इतर उपक्रमामध्ये भाग घेण्यास प्रोत्साहित करतात.

Response	Response Total	Percentage
Strongly Agree	309	50.9%
Agree	241	39.7%
Neutral	039	6.4%
Disagree	010	1.6%
Strongly Disagree	008	1.3%
TOTAL	607	100%

17. Teachers encourage you to participate in extracurricular activities. शिक्षक तुम्हाला भ्यासाव्यतिरिक्त इतर उपक्रमामध्ये भाग घेण्यास प्रोत्साहित करतात.
607 responses

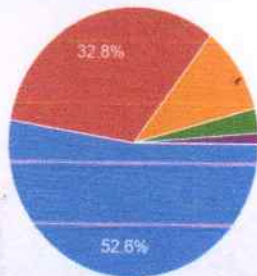


- Strongly Agree संपूर्ण मान्य
- Agree मान्य
- Neutral संगत घेत नाही
- Disagree अमान्य
- Strongly Disagree संपूर्ण अमान्य

18. EFFORTS ARE MADE BY THE INSTITUTE/ TEACHERS TO INCULCATE SOFT SKILLS, LIFE SKILLS AND EMPLOYABILITY SKILLS TO MAKE YOU READY FOR THE WORLD OF WORK. संस्था/शिक्षक तुम्हाला रोजगार प्राप्तीसाठी व्यवहार कुशलता ,जीवन कौशल्य व कौशल्ये समजण्यासाठी कसे प्रयत्न करतात.

Response	Response Total	Percentage
To a great extent	319	52.6%
Moderate	199	32.8%
Somewhat	063	10.4%
Very little	018	03.00%
Not at all	008	01.3%
TOTAL	607	100%

18. Efforts are made by the institute/ teachers to inculcate soft skills, life skills and employability skills to make you ready for the world of work. संस्थ...जीवन कौशल्य व कौशल्ये समजण्यासाठी कसे प्रयत्न करतात.
607 responses



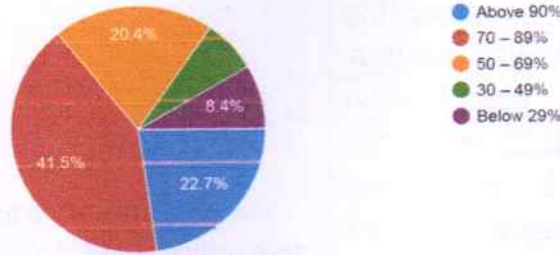
- To a great extent मोठ्या प्रमाणावर
- Moderate बऱ्याच प्रमाणात
- Somewhat काही प्रमाणात
- Very little कमी प्रमाणात
- Not at all अजिबात नाही



19. WHAT PERCENTAGE OF TEACHERS USE ICT TOOLS SUCH AS LCD PROJECTOR, MULTIMEDIA, ETC. WHILE TEACHING. किती टक्के शिक्षक शिकवताना L.C.D. प्रोजेक्टर, Multi-media मिडिया यांचा वापर करतात?

Response	Response Total	Percentage
Above 90%	252	41.5%
70 – 89%	124	20.4%
50 – 69%	042	06.9%
30 – 49%	051	08.4%
Below 29%	138	22.7%
TOTAL	607	100%

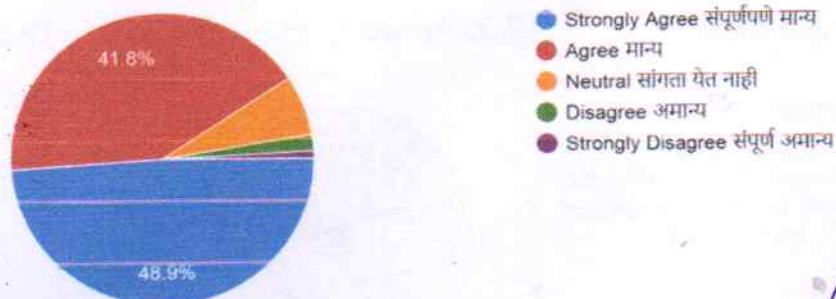
19. What percentage of teachers use ICT tools such as LCD projector, Multimedia, etc. while teaching. किती टक्के शिक्षक शिकवताना L.C.D. प्रोजेक्टर, Multi-media मिडिया यांचा वापर करतात?
607 responses



20. THE OVERALL QUALITY OF TEACHING-LEARNING PROCESS IN YOUR INSTITUTE IS VERY GOOD. आपल्या महाविद्यालयात शिक्षणाची पद्धत अतिशय चांगली आहे?

Response	Response Total	Percentage
Strongly Agree	297	48.9%
Agree	254	41.8%
Neutral	040	06.6%
Disagree	011	1.8%
Strongly Disagree	005	0.8%
TOTAL	607	100%


20. The overall quality of teaching-learning process in your institute is very good. आपल्या महाविद्यालयात शिक्षणाची पद्धत अतिशय चांगली आहे?
607 responses





ACTION TAKEN REPORT
ON
STUDENTS SATISFACTION SURVEY -(2023-24)

Students Satisfaction survey was conducted on March and April , 2023 aided by Google forms where in 607 students responded. Based on the recommendations provided by the students following actions were taken:

Sr. No	Issues addressed by students	Action Taken
01	Internship/Training Opportunities	IQAC has proposed skill-oriented courses to be organized under Centre Centre for Social Sciences, Centre for Accounting, Centre for Virtue and Wellness with industry collaboration which would also provide students internship /hands on training in the desired need.
02	Can be more practical. Can have more application related examples	More practical oriented real world examples are given about the implementation of knowledge gained in each subject. This is being done on a regular basis by faculty during theory as well as lab classes.
03	Group discussion within the colleagues about the subject should be encouraged	Students are asked to take seminars and interact with their peers regarding the semester subjects which help them to improve their knowledge by collaborative sharing
04	Parking Facilities to be improve	Parking facilities are being streamline
05	Provide more lab facilities	50 computers and required furniture purchased for enriching labs. IQAC has submitted recommendations for Lab maintenance to the Management


SSS Coordinator
(Prof. Shirish Samel)


IQAC Coordinator
(Prof. Dunde S.S.)


I/C PRINCIPAL
(Prof. Digamber Tekale)



I/C. PRINCIPAL
Konkan Unnati Mitra Mandal's
Vasantao Naik College of Arts, Commerce and
Barrister A. R. Antulay Science College, Mhasala,
Dist.- Raigad, Pin - 402 105.